

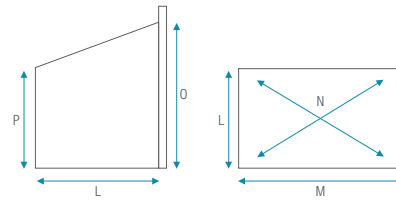
TECHNICAL INFO

LEAN-TO

Long lengths are available on every model listed.

Please contact your supplier for a base plan for any size or modification (drop door, dwarf wall, partition, etc.) not listed on this page.

Exact base dimensions for Elite range (where required). The following measurements are external dimensions.



KEY

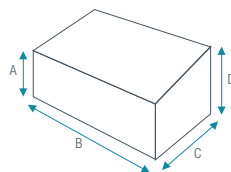
- : Standard Features
- : Optional Extra

- SD - L : Single Door available on Length only
- SD - W : Single Door available on Width only
- SD - LW : Single Door available on Length and/or Width
- O - DD : Optional Double Door on Length (and/or Width if over 8')
- BIB : Built in Base
- O - BIB : Optional Built in Base
- O - SB : Optional 5" Separate Aluminium Base
- R - BB : Recommended Brick Base
- BRK : Brick Wall

When constructing a wall please only build your brick base once you have an official base plan from Elite. If you have anything overhanging the ridge on a Lean-To, please allow 1" (25mm) height clearance for the roof vent.

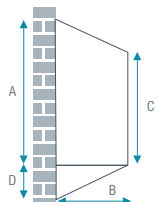
Nominal Size (ft)	Model Name	L (mm)	M (mm)	N (mm)	O (mm)	P (mm)	Door Height x Width	Single Door	Double Door	Base	Low Threshold Door	Roof Vents	Louvre Vents	Shelf	Bar Capping & Finials	Partition	Dwarf Wall
4 x 2	Easygrow	670	1345	1504			1500 x 600 Ex Base	●			○	○	○	○			○
6 x 2	Easygrow	670	1964	2067	1830 Ex Base	1590 Ex Base	1500 x 600 Ex Base	●	SD - L	O - SB	○	○	○	○			○
8 x 2	Easygrow	670	2582	2638			1500 x 1200 Double	●			○	○	○	○			○
6 x 4	Windsor	1297	1960	2349				●			○	○	○	○			○
8 x 4	Windsor	1297	2578	2885	2010 Ex Base	1590 Ex Base	1600 x 600 Ex Base	●	SD - W	O - SB	○	○	○	○			○
10 x 4	Windsor	1297	3196	3448				●			○	○	○	○			○
12 x 4	Windsor	1297	3814	4028				●			○	○	○	○			○
6 x 4	Kensington	1297	1960	2349			Single 1750 x 600 Double 1750 x 1200 Ex base	●	SD-LW	O - SB	○	○	1	1	4' Extruded Shelf		○
8 x 4	Kensington	1297	2578	2885	2235 Ex Base	1800 Ex Base		●			○	○	1	1			○
10 x 4	Kensington	1297	3196	3448				●	O - DD		○	○	1	1			○
12 x 4	Kensington	1297	3814	4028				●			○	○	1	1			○
6 x 6	Kensington	1915	1960	2740			Single 1750 x 600 Double 1750 x 1200 Ex Base	●			○	○	1	1			○
8 x 6	Kensington	1915	2578	3211	2400 Ex Base	1800 Ex Base		●	SD-W	O - SB	○	○	1	1	6' Extruded Shelf		○
10 x 6	Kensington	1915	3196	3725				●	O - DD		○	○	1	1			○
12 x 6	Kensington	1915	3814	4267				●			○	○	1	1			○
6 x 8	Titan K800	2534	1991	3223				●			●	1	1				○
8 x 8	Titan K800	2534	2609	3637				●			●	1	1				○
10 x 8	Titan K800	2534	3227	4103				●			●	1	1				○
12 x 8	Titan K800	2534	3845	4605	2743 Ex Base	1950 Ex Base	Double 1910 x 1150 Ex Base	●	Double Door	Gable Double Doors	●	2	1	8' Diamond Shelf			○
14 x 8	Titan K800	2534	4463	5132				●			●	2	1				○
16 x 8	Titan K800	2534	5081	5678				●			●	2	1				○
18 x 8	Titan K800	2534	5699	6237				●			●	3	1				○
20 x 8	Titan K800	2534	6319	6809				●			●	3	1				○
6 x 8	Titan K900	2569	1954	3228				●			●	1	1				○
8 x 8	Titan K900	2569	2572	3635				●			●	1	1				○
10 x 8	Titan K900	2569	3190	4096				●			●	1	1				○
12 x 8	Titan K900	2569	3808	4594	2743 Ex Base	1950 Ex Base	Double 1910 x 1150 Ex Base	●	Double Door	Front Double Doors	●	1	1	8' Diamond Shelf			○
14 x 8	Titan K900	2569	4426	5118				●			●	2	1				○
16 x 8	Titan K900	2569	5044	5661				●			●	2	1				○
18 x 8	Titan K900	2569	5662	6218				●			●	3	1				○
20 x 8	Titan K900	2569	6280	6758				●			●	3	1				○

COLD FRAME



- A 1'6" (460mm)
- B 4'4 1/2" (1340mm) or 6'7" (2000mm)
- C 2'1 1/4" (640mm)
- D 1'8 1/2" (520)

WINDOW GARDEN



- A 5'1 1/2" (1560mm)
- B 1'5 1/2" (440mm)
- C 4' (1210mm)
- D 1'7" (480mm)

- DOOR** Height x Width
3'8 1/2" x 11" (1130 x 280mm)
Length
3'10" (1170mm)



Thank you

We would like to thank you for your interest in our products. When we first started making greenhouses, the only option was to talk to customers. Times have changed and so these days, you can chat to us online, find any information you need, locate your nearest retailer or watch helpful videos on our website, drop us an email anytime, or of course, talk to us the good old-fashioned way, on the telephone number we have always been on. As always, we are here to help you every step of the way.